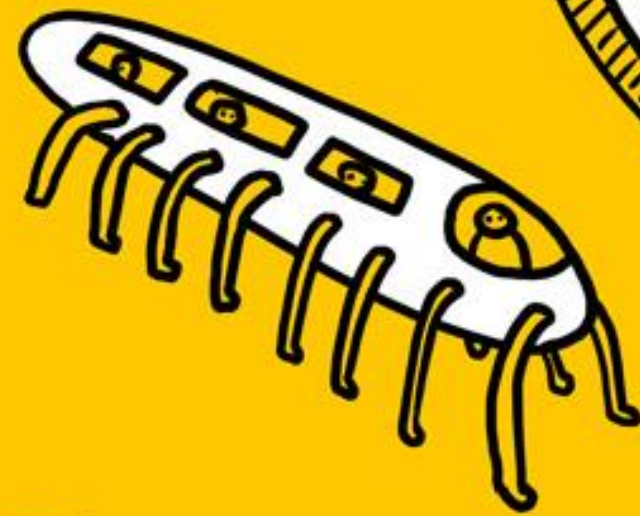



# Daily Challenge!



**Pack 7!**



**I'm Dominic Wilcox, the Chief Inventor at Little Inventors and...**

**I challenge you!**

I know a lot of you will now be at home and we want to make sure those brains of yours are kept busy during this time. I present to you, the **Little Inventors Daily Challenge!**

Here is my **seventh set of 15 challenges** in one place - you could do one, two or all of them if you want! There are challenges that deal with all sorts of problems, some serious and some just good fun. There will be more soon!

Whatever challenge you take, we would love to see it! So upload it to **[littleinventors.org](https://littleinventors.org)** or share it on our social media with tag **#timeforcreativity**.

We will choose our favourite invention every week and the winner will receive their own copy of **the Little Inventors Handbook** to keep the ideas flowing!

1. Design a gadget to make getting to places faster and more fun
2. Invent something that will stop you from getting wet when you jump in puddles
3. What is your favourite type of animal? Invent something that will help it to be safer and have more fun
4. Make your own toilet roll flight path and jet off on your staycation
5. Invent goggles that transform your bathtub into an ocean
6. Design a pair of shoes to climb trees more easily
7. Invent your own pack of playing cards
8. Invent a device that lets you take funny shaped clouds home
9. Make your own finger puppets
10. Design your own theatre on stage to perform on
11. Invent a home for a magical fairytale creature
12. Design a book for someone to read who is blind or visually impaired or finds it hard to read
13. Make your own bug hotel
14. Invent a new way to travel that is good for the environment
15. Invent a machine that recycles your leftover dinner



“Roller pea skates” by Daniel, age 10, London, UK

*“If you don't want to eat the peas then you can put them on roller skates and you can roll around on the peas instead of the wheels.”*



**Daily Challenge #85**

DESIGN A GADGET TO  
MAKE GETTING TO PLACES  
FASTER AND MORE FUN

Upload your drawings or makes to [littleinventors.org](https://littleinventors.org)

**#timeforcreativity**



**“Puddle Splasher” by Caitlin, age 10, Cary, US**

*“The puddle splasher is a special type of puddle gear that allows you to jump super high and stay safe while keeping yourself clean.”*




## **Daily Challenge #86**

INVENT SOMETHING THAT WILL  
STOP YOU FROM GETTING WET  
WHEN YOU JUMP IN PUDDLES

Upload your drawings or makes to [littleinventors.org](http://littleinventors.org)

**#timeforcreativity**



Draw a spacesuit for an animal with a story” by  
thomas, age 7, Morpeth, UK

*This is John the space cat he loves to go to the moon.”*



## Daily Challenge #87

WHAT IS YOUR FAVOURITE TYPE OF  
ANIMAL? INVENT SOMETHING THAT  
WOULD HELP IT TO BE SAFER AND HAVE  
MORE FUN!

This challenge was set by Little Inventor Owen.

Submit your own challenge at  
**[littleinventors.org/mini-challenges](https://littleinventors.org/mini-challenges)**



## Part 1

Little  
Inventors

Daily Challenge #88

MAKER MONDAY

MAKE YOUR OWN TOILET ROLL FLIGHT  
PATH AND JET OFF ON YOUR  
STAYCATION!

Today's challenge has been set by Wee Inventors, a team from Edinburgh Napier university who are helping us to bring Little Inventors to Scotland!

Submit your own challenge at

[littleinventors.org/mini-challenges](http://littleinventors.org/mini-challenges)

1. Cut out a piece of an egg carton and squeeze it into a toilet paper roll.

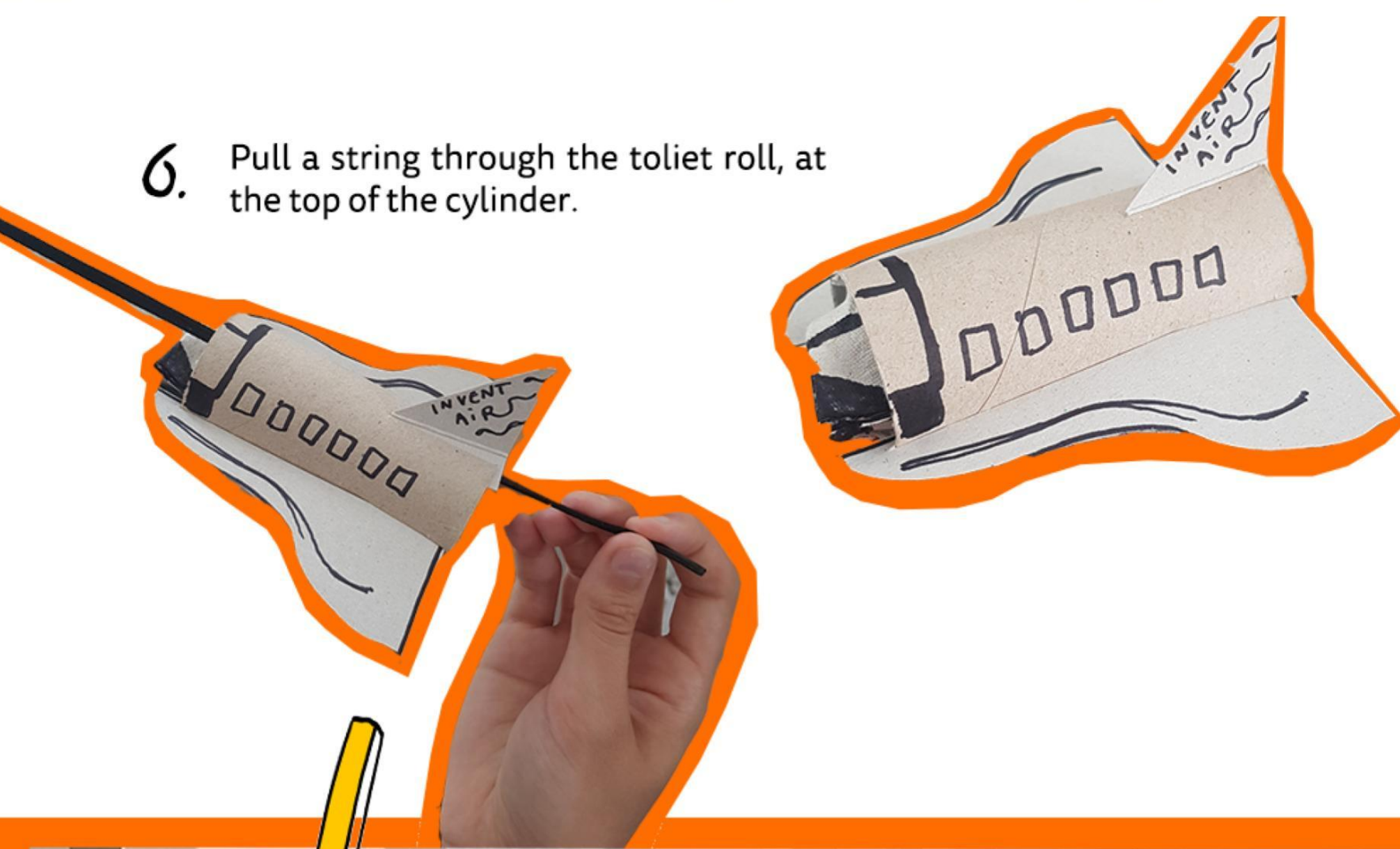
2. Draw your airplane wings on card.

3.

4. Cut out your wings, create a slit on the inside of both.

5. Decorate how you like, even add extra wings.

6. Pull a string through the toilet roll, at the top of the cylinder.



7. Tie your string where you like. You can make multiple airplanes and create lots of flight paths.



## Part 2



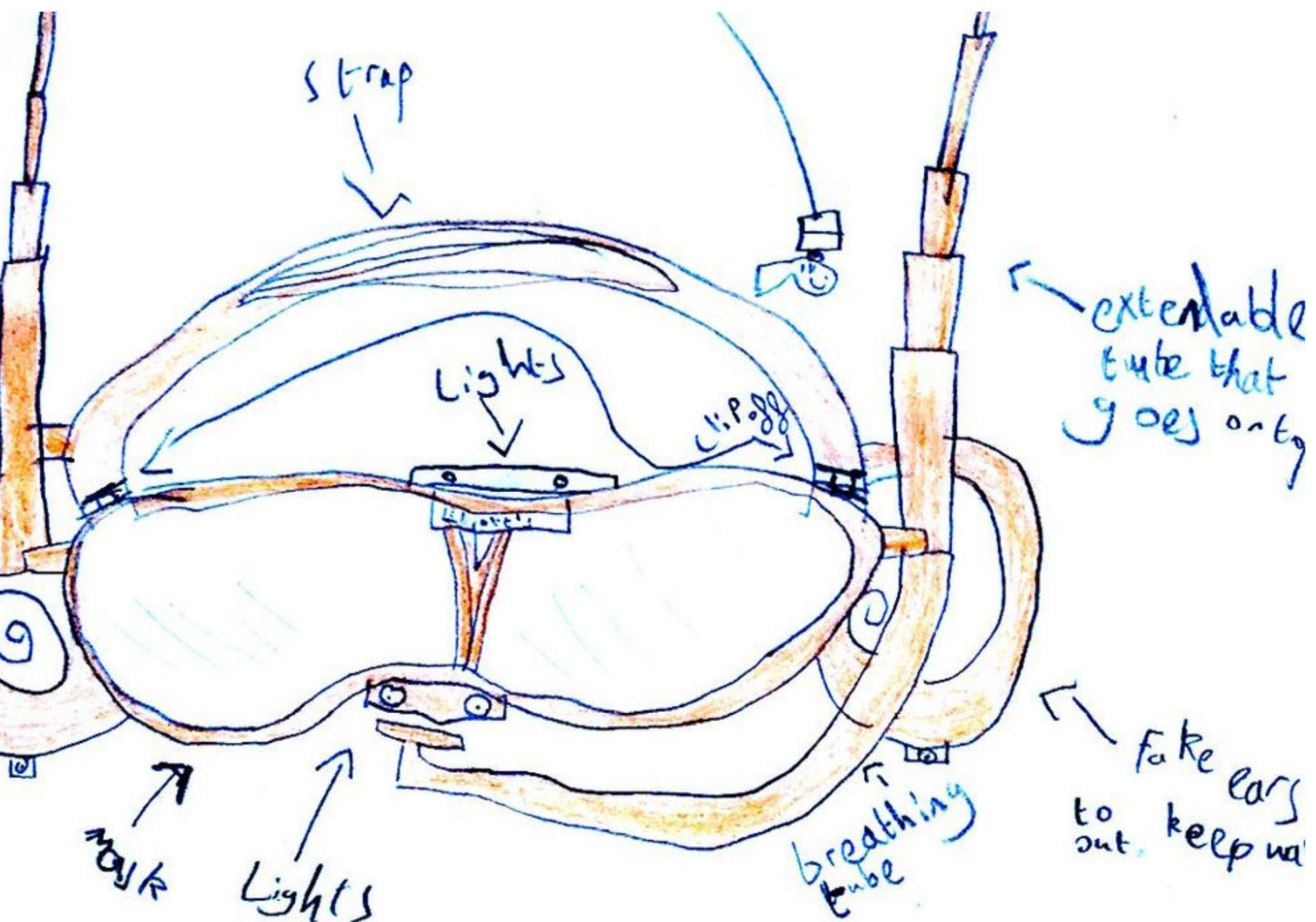
### Daily Challenge #88

## MAKER MONDAY

MAKE YOUR OWN TOILET ROLL FLIGHT  
PATH AND JET OFF ON YOUR  
STAYCATION!

Today's challenge has been set by Wee Inventors, a team from Edinburgh Napier university who are helping us to bring Little Inventors to Scotland!

Submit your own challenge at  
[littleinventors.org/mini-challenges](http://littleinventors.org/mini-challenges)



**“Marine Goggles” by Elliott, age 8, Cowes, UK**

*For marine explorers and underwater fisher-people to get to the deepest trenches underwater. My invention will help the environment because submarines use energy but these goggles don't. You can use the extendable breathing pipe to breathe, the lights to see and it has a fishing rod!"*

# Little Inventors

## Daily Challenge #89

# INVENT GOGGLES THAT TRANSFORM YOUR BATHTUB INTO AN OCEAN

Today's challenge has been set by Wee Inventors, a team from Edinburgh Napier university who are helping us to bring Little Inventors to Scotland!

Submit your own challenge at

**[littleinventors.org/mini-challenges](http://littleinventors.org/mini-challenges)**



**“For Climbing” by Mickey, age 9, Sunderland, UK**

*“When climbing you have sticky gloves so you don't fall off.”*

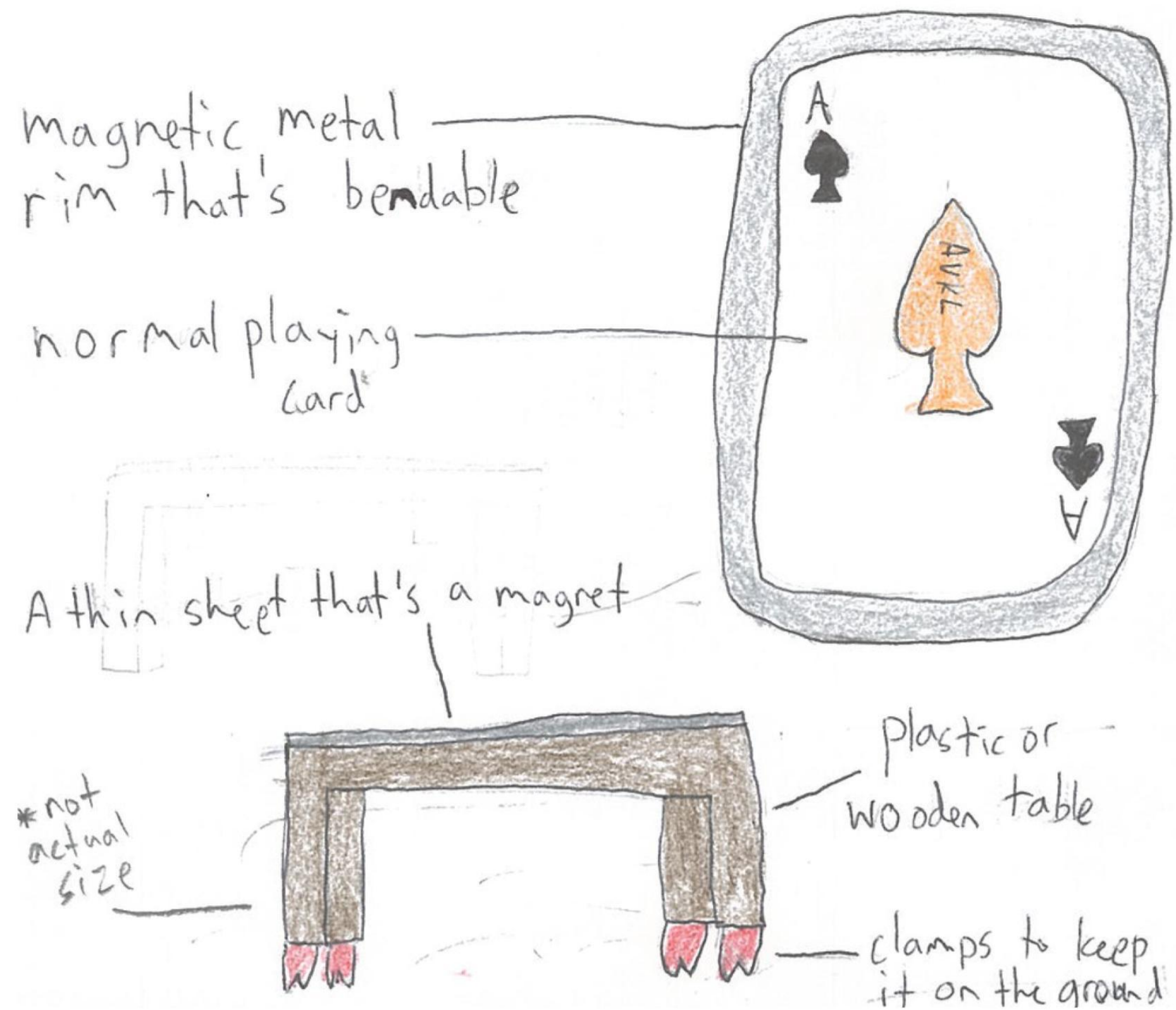
# Little Inventors

## Daily Challenge #90

# DESIGN A PAIR OF SHOES TO CLIMB TREES MORE EASILY

Today's challenge has been set by Wee Inventors, a team from Edinburgh Napier university who are helping us to bring Little Inventors to Scotland!

Submit your own challenge at  
**[littleinventors.org/mini-challenges](http://littleinventors.org/mini-challenges)**



## “Magnetic-cards” by Ambrose, age 11, Calgary, Canada

*“This is a playing card that is magnetic. it's bendable and feels like a normal card. You see, you can put the card on the magnetic table and it won't float away! The table will be secured with clamps. Magnetic-Cards are for bored astronauts who want to play 'go fish' without their cards floating away!”*



## Daily Challenge #91

# INVENT YOUR OWN PACK OF PLAYING CARDS

Today's challenge has been set by Wee Inventors, a team from Edinburgh Napier university who are helping us to bring Little Inventors to Scotland!

Submit your own challenge at

[littleinventors.org/mini-challenges](http://littleinventors.org/mini-challenges)



## ‘Cloud zoomer’ by Iniha, age 8, Hilversum, Netherlands


*“This cloud zoomer will help us to explore the cloud layer. Strap it around your waist and you’re ready to go. Press the on button and you will start flying. Steer your body to move around and use the special glasses to see tiny particles. With the zoom boots you can explore the high clouds.”*

## Little Inventors Daily Challenge #92

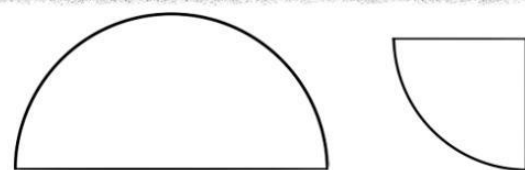
INVENT A DEVICE THAT LETS  
YOU TAKE FUNNY SHAPED  
CLOUDS HOME

Today's challenge has been set by Wee Inventors, a team from Edinburgh Napier university who are helping us to bring Little Inventors to Scotland!

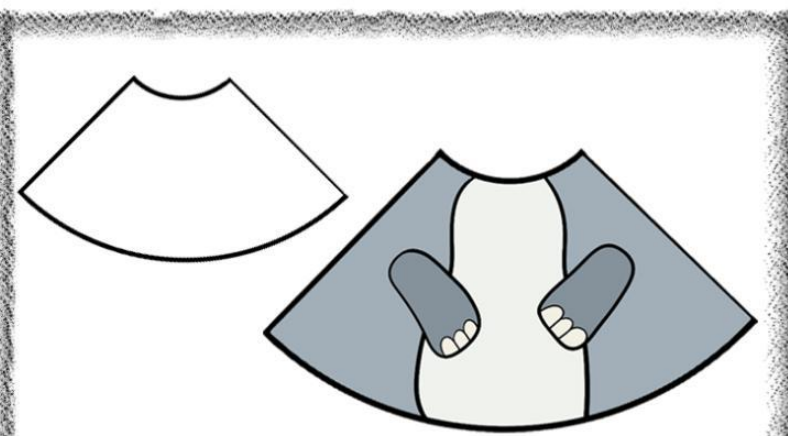
Submit your own challenge at  
[littleinventors.org/mini-challenges](https://littleinventors.org/mini-challenges)



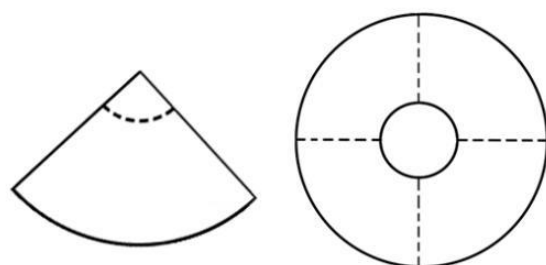
**1.** On a blank piece of paper draw a circle. Its radius should be at least the length of your index finger. To do that use a compass or trace around an object (e.g. a bowl, a cup, a pot).



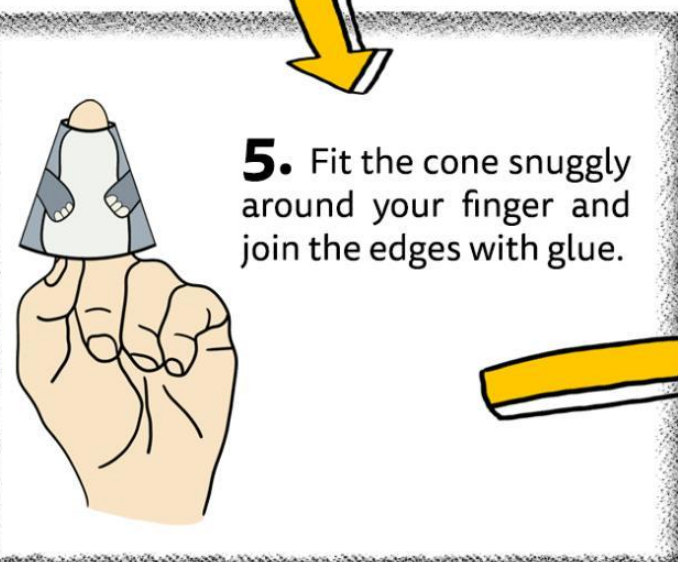
**2.** Cut out the circle and fold it in half twice until you get a quarter.




**3.** Draw a body of a chosen character on each piece. It can be an animal, a princess, an alien, whatever you like!




**4.** Cut out the corner of the quarter and unfold your circle. Cut along the folds to get 4 pieces for 4 different finger puppets.



**5.** Fit the cone snugly around your finger and join the edges with glue.



**6.** Draw a head of your character and cut it out. You can also draw a tail or an accessory. Attach the head to your cone with glue.



Make your own finger puppets!




## Daily Challenge #93

### MAKER MONDAY

# MAKE YOUR OWN FINGER PUPPETS!

This week's challenges are in collaboration with Children's Arts Week.  
The theme of the week is Literacy and Creative Writing.  
Today's challenge is set by the Wee Inventors.

children's  
**ART  
WEEK**  
[childrensartweek.org.uk](http://childrensartweek.org.uk)



**"Pram pop up theatre" by Xanthe, age 5, London, UK**

*"It's to stop my little brother from getting bored. A special pram that has a theatre in it."*

# Little Inventors

## Daily Challenge #94

# DESIGN YOUR OWN THEATRE OR STAGE TO PERFORM ON

This week's challenges are in collaboration with Children's Arts Week.  
The theme of the week is Literacy and Creative Writing.

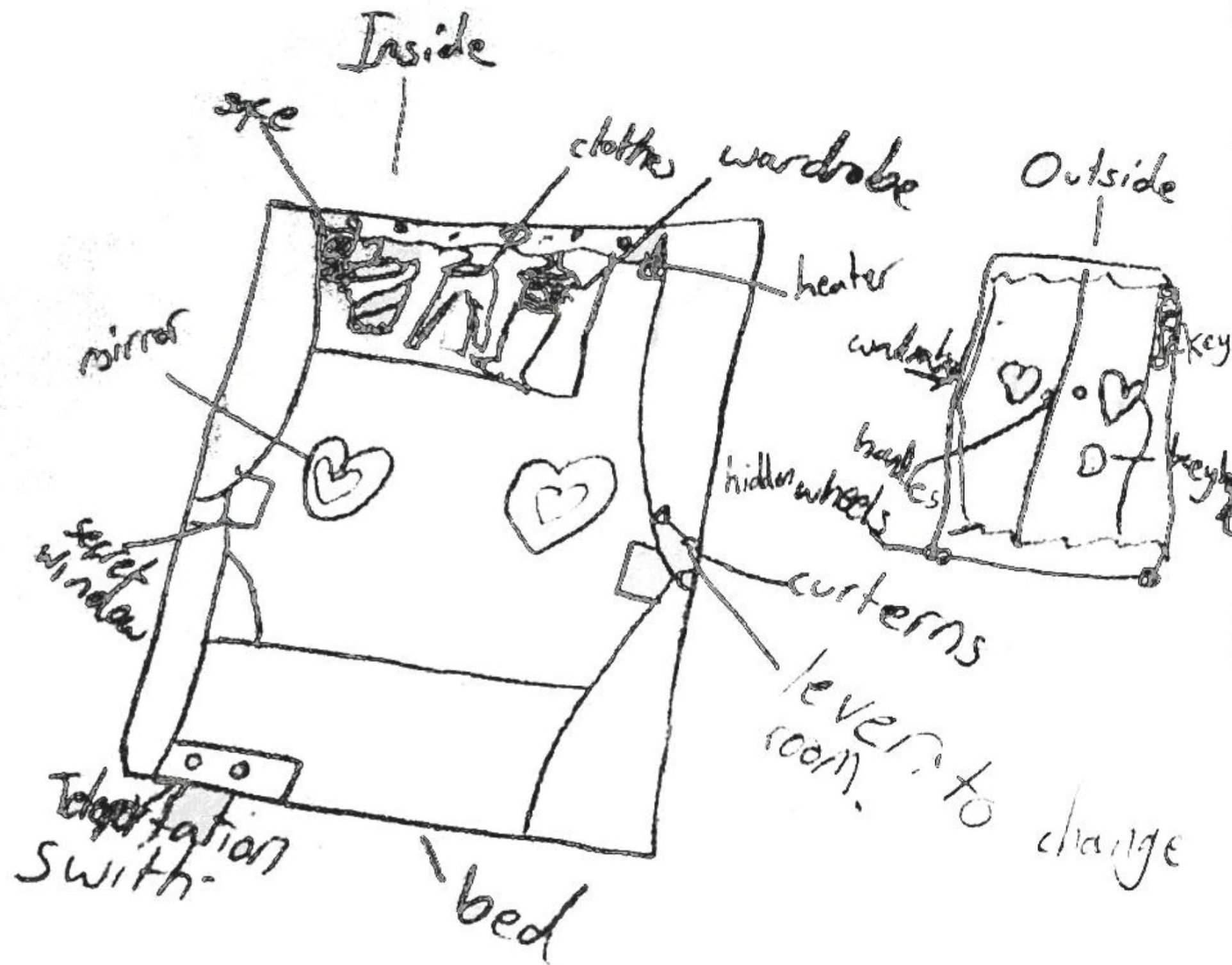


## Daily Challenge #95

# INVENT A HOME FOR A MAGICAL FAIRYTALE CREATURE

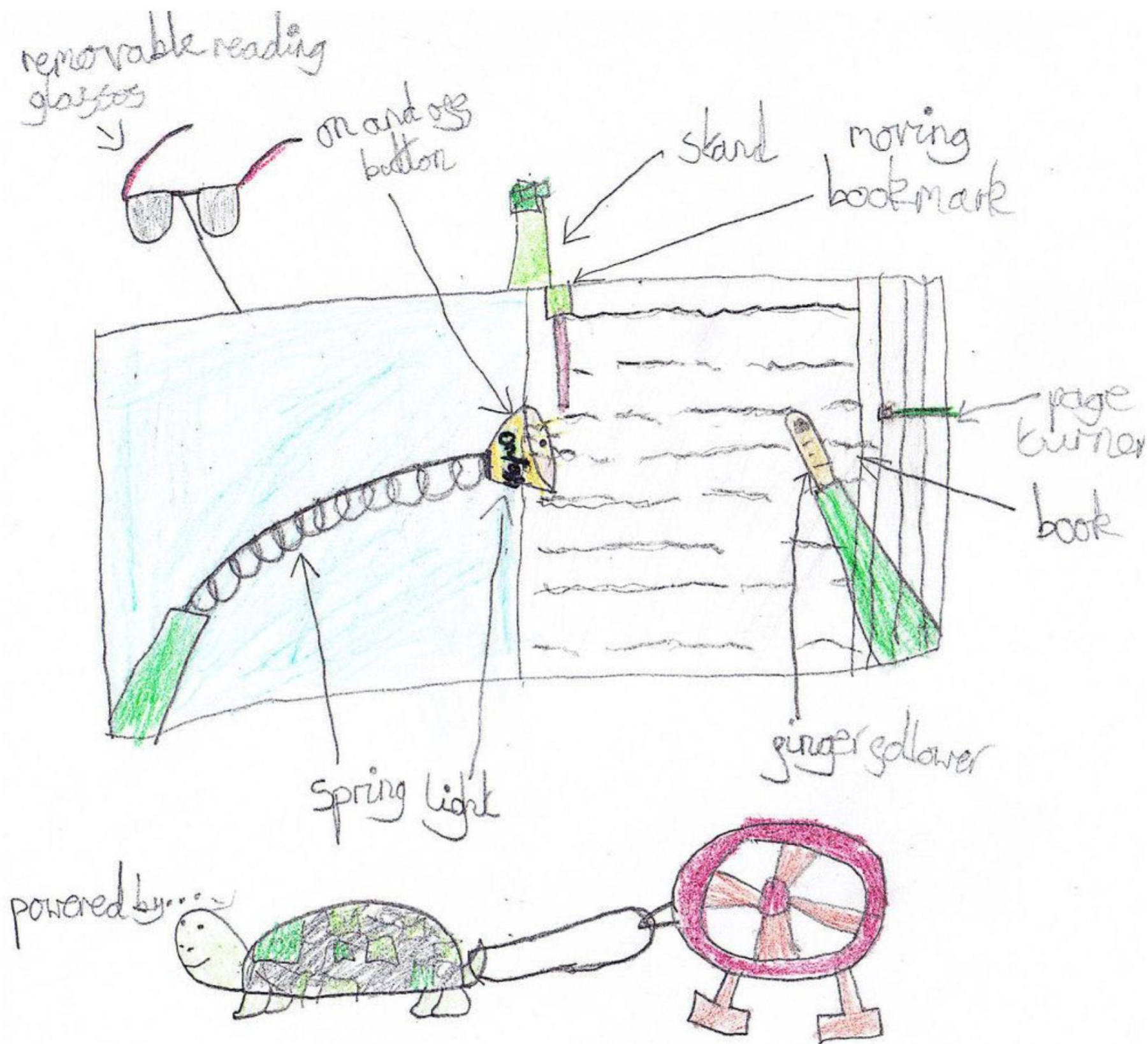
This week's challenges are in collaboration with Children's Arts Week.  
The theme of the week is Literacy and Creative Writing.

children's  
**ART  
WEEK**  
[childrensartweek.org.uk](http://childrensartweek.org.uk)



### “The magic wardrobe house” by Nicole, age 7, London, UK

“This invention is used for people who don't really have homes. It is like a wardrobe house. It is made out of plastic, wood, silk and velvet. First you have to open the wardrobe by unlocking the keyhole. To change rooms you have to pull the lever on the right.”



**"The Helpful Bookanator" by Maya, age 8, Huntingdon, UK**

*It helps you to read, keep your place and read when it's a bit darker. It is for anyone who needs help to concentrate, or just a normal person. When I looked at the bookcase."*



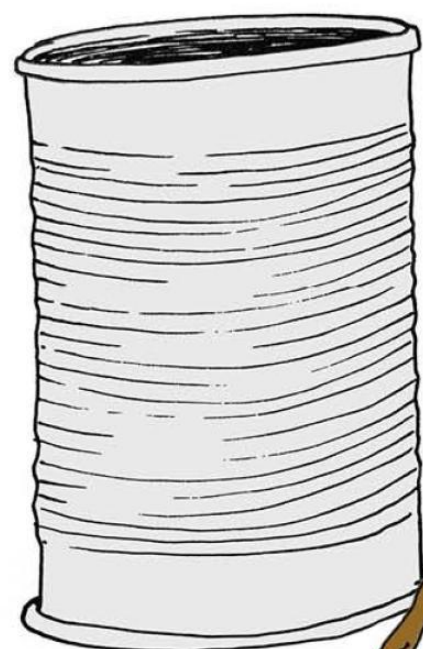
## Daily Challenge #96

DESIGN A BOOK FOR SOMEONE TO  
READ WHO IS VISUALLY IMPAIRED  
OR FINDS IT HARD TO READ

This week's challenges are in collaboration with Children's Arts Week.  
The theme of the week is Literacy and Creative Writing.

### STEP 1.

Collect the items you will need to make your bug hotel. You will need tin cans (you can find these in the recycling bin!), dried leaves, sticks, pine cones, bark or anything else you can find in your garden!



## Make your own bug hotel

### STEP 2.

Wash and dry your tin cans, then stuff them full of your garden materials.



### STEP 3.

Now you can stack up your bug rooms to make them into a hotel! Use super glue or string to connect them.



Little  
Inventors

Little  
Inventors




Daily Challenge #98

MAKER MONDAY

# MAKE YOUR OWN BUG HOTEL

Submit your own challenge at

[littleinventors.org/mini-challenges](http://littleinventors.org/mini-challenges)



**“Wiscal’s hovering scooter” by Wiscal, age 8, London, UK**

*“This will get you to work or school quicker. It works by the sun”*



## **Daily Challenge #99**

INVENT A NEW WAY TO  
TRAVEL THAT IS GOOD FOR  
THE ENVIRONMENT

**Submit your own challenge at**

**[littleinventors.org/mini-challenges](https://littleinventors.org/mini-challenges)**



“Thought is the food” by Lezhicheng, age 9, Beijinging, China

*“My invention can turn food you don’t like to eat and leftover food into food you want to eat.”*



**Daily Challenge #100**

INVENT A MACHINE  
THAT RECYCLES YOUR  
LEFTOVER DINNER

Upload your drawings or makes to [littleinventors.org](https://littleinventors.org)

**#timeforcreativity**



**(Keep inventing!!)**